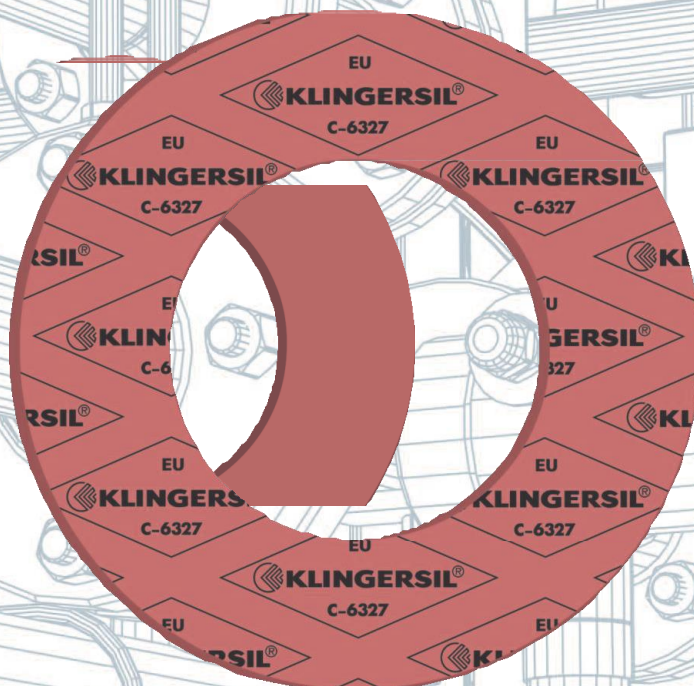




KLINGERSIL[®]

C-6327

Excellent
at low surface loads



KLINGERSIL[®]C-6327
Aramid fibres and anorganic fibres bonded with SBR. Excellent conformity with flanges at low surface load. Swelling in oil and fuels. Body gaskets for liquid and steams at lower pressures and temperatures and low bolt loads, e.g. transformer gaskets.

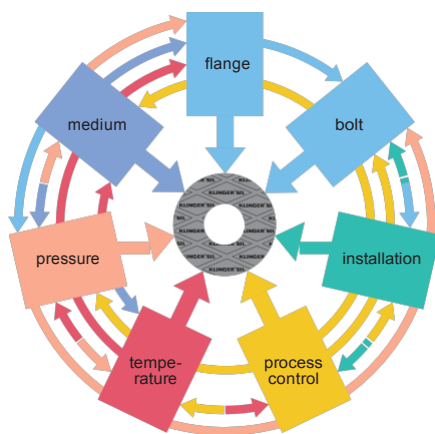
KLINGERSIL® C-6327

Flanged joint integrity

The many and varied demands made on gaskets

A common perception is that the suitability and tightness of a gasket for any given application depends upon the maximum temperature and pressure conditions. This is not the case.

Maximum temperature and pressure values alone can not define a material's suitability for an application. These limits are dependent upon a multiplicity of factors as shown in the picture below. It is always advisable to consider these factors when selecting a material for a given application.



A statement about the expected tightness of the flange connection is only possible if a qualified and defined installation of the gasket has been executed.

In facilities, for which limited emission requirements acc. to TA-Luft are specified, the guideline VDI 2290 for the evaluation of the technical tightness of flange connections has to be considered.

Selecting gaskets with pT diagrams

The KLINGER pT diagram provides guidelines for determining the suitability of a particular gasket material for a specific application based on the operating temperature and pressure only.

Additional stresses such as fluctuating load may significantly affect the suitability of a gasket in the application and must be considered separately.

Areas of Application

① In area one, the gasket material is normally suitable subject to chemical compatibility.

② In area two, the gasket materials may be suitable but a technical evaluation is recommended.

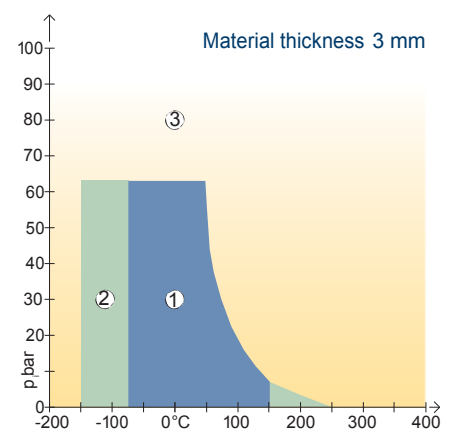
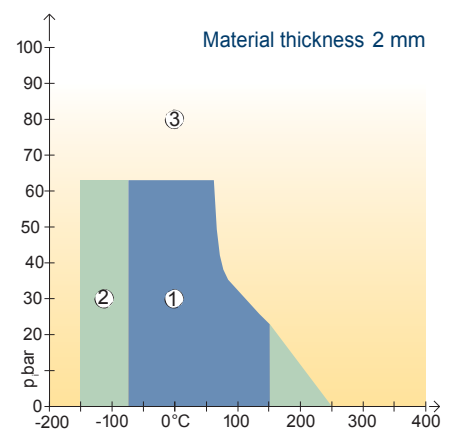
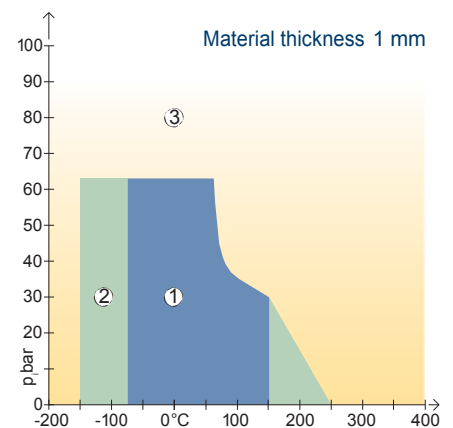
③ In area three, do not install the gasket without a technical evaluation.

Always refer to the chemical resistance of the gasket to the fluid.

As the maximum operating pressure and load bearing capability are both depending on the gasket thickness, KLINGER provides thickness related pT diagrams.

KLINGER Hot and Cold Compression Test Method
The KLINGER Hot Compression Test was developed by KLINGER as a method to test the load bearing capabilities of gasket materials under hot and cold conditions.

In contrast to the BS 7531 and DIN 52913 tests, the KLINGER Compression test maintains a constant gasket stress throughout the entire hot compression test. This subjects the gasket to more severe conditions.



This test method is specified in DIN 28090-2:2014 in short-term test.

The thickness decrease is measured at an ambient temperature of 23°C after applying the gasket load. This simulates assembly.

Temperatures up to 300°C are then applied and the additional thickness decrease is measured. This simulates the first start up phase.

KLINGERSIL® C-6327

Tightness of flange connections / Application and Installation instructions

Specific requirements on the tightness of flange connections With heightened awareness of safety and environmental issues, reducing leaks from flanged assemblies has become a major priority for industry. It is therefore important for companies who use gaskets to choose the correct material for the job and install and maintain it correctly to ensure optimum performance.

In facilities, for which limited emission requirements acc. to TA-Luft or the compliance with tightness classes are required, often with increasing internal pressures high surface pressures have to be applied.

For such operating conditions the plant operator has to verify, that the required flange connections are also suitable to bear these demands without mechanical overloading.

Only gasket materials with a TA-Luft-certificate may be used. The required tightness and stress analyses acc. to EN 1591-1 (or comparable) have to be carried out with specific gasket factors acc. to EN 13555. The assembly of the gasket has to be executed solely by qualified assembly personnel (EN 1591-4:2013).

Only the controlled tightening of the bolts assures that the assembly bolt load is within the required narrow tolerances.

Tightness of flange connections in operating condition

The flange connection will remain tight as long as the surface pressure on the gasket in service is higher than the required minimum surface pressure for a certain tightness class L.

The higher the initial surface pressure of the gasket, the safer the required tightness in operating condition can be achieved.

The maximum permissible surface pressure of the gasket in operating condition may not be exceeded.

The sealing calculation program KLINGER®expert contains important information regarding the performance of KLINGER sealing materials.

Discontinuous operation

If the gasket is to be subjected to non-static loading and stress fluctuations due to temperature and pressure cycling, it is advisable to select a gasket material which is less prone to embrittlement with increasing temperatures (e.g. KLINGER®graphite laminate, KLINGER®top-chem, KLINGER®Quantum).

In cyclic loading conditions we recommend a minimum surface stress of 30 MPa. In such cases the gasket thickness should be as thin as technically possible. For safety and functional reasons never re-use gaskets.

The following guidelines are designed to ensure the optimum performance of a reliable flange connection.

1. Choosing the gasket There are many factors which must be taken into account when choosing a gasket material for a given application including temperature, pressure and chemical compatibility.

Please refer to the information given in our brochure or, for advice to our software program KLINGER®expert.

If you have any questions regarding the suitability of a material for a given application please contact KLINGER Technical Department.

2. Media Resistance

Attention has to be paid on the fact that the media resistance of the gasket material is also given under operating conditions. In general, higher compressed gaskets show a better resistance to media influences than less compressed gaskets.

3. Gasket thickness – Gasket width

A generally binding rule to determine the required gasket thickness doesn't exist. The gasket chosen should be as thin as technically possible. In most cases, at small and medium nominal diameters, a thickness of 2 mm is sufficient. To ensure optimum performance a minimum thickness/width ratio of 1/5 is required (ideally 1/10).

4. Flange connection

Ensure all remains of old gasket materials are removed and the flanges are clean, in good condition and parallel.

KLINGERSIL[®] C-6327

Application and Installation instructions

5. Gasket compounds

Ensure all gaskets are installed in a dry state, the use of gasket compounds is not recommended as this has a detrimental effect on the stability and load bearing characteristics of the material. In its uncompressed form the gasket can absorb liquid, and this may lead to failure of the gasket in service.

To aid gasket removal KLINGER materials are furnished with a non sticking finish.

In difficult installation conditions, separating agents such as dry sprays based on molybdenum sulphide or PTFE e.g. KLINGERflon[®] spray, may be used, but only in minimal quantities. Make sure that the solvents and propellants are completely evaporated.

6. Gasket dimension

Ensure gasket dimensions are correct. The gasket should not intrude into the bore of the pipework and should be installed centrally.

7. Bolting

Wire brush stud/bolts and nuts (if necessary) to remove any dirt on the threads. Ensure that the nuts can run freely down the thread before use.

Apply lubricant to the bolt and to the nut threads as well as to the face of the nut to reduce friction when tightening. We recommend the use of a bolt lubricant which ensures a friction coefficient of about 0.10 to 0.14.

8. Joint assembly

It is recommended that the bolts are tightened using a controlled method such as torque or tension, this will lead to greater accuracy and consistency than using conventional methods of tightening. If using a torque wrench, ensure that it is accurately calibrated.

For torque settings please refer to the KLINGER[®]expert or contact our Technical Department which will be happy to assist you.

Carefully fit the gasket into position taking care not to damage the gasket surface.

When torquing, tighten bolts in three stages to the required torque as follows:

Finger tighten nuts. Carry out tightening, making at least three complete diagonal tightening sequences i.e. 30%, 60% and 100% of final torque value. Continue with one final pass – torquing the bolts/studs in a clockwise sequence.

If certain tightness classes should be achieved in critical plants, the installation of the gasket has to be executed by qualified and competent assembly personnel (acc. to EN 1591-4), without exception.

9. Tightness of the flange connection

Basically the tightness depends on the applied surface pressure during installation, as well as on the remaining surface pressure in the operating condition.

Gaskets installed with high seating stresses exhibit a longer service life than gaskets installed with lower compressive stresses.

10. Retightening

Provided that the above guidelines are followed retightening of the gasket after joint assembly should not be necessary.

If retightening is considered necessary, then this should only be performed at ambient temperature before or during the first start-up phase of the pipeline or plant.

Retightening of compressed fibre gaskets at higher operating temperatures and longer operating times may lead to a failure of the gasket connection and possible blow out.

11. Low temperature area

KLINGER gaskets are also applicable at low temperatures without any problems. The assurance of the required surface pressure in the complete temperature range, is the precondition for the tightness of the flange connection.

12. Re-use

For safety and functional reasons never re-use gaskets.

KLINGER[®]expert the powerful sealing calculation. The powerful calculation program for the skilled personnel. KLINGER[®]expert's data base contains standard flanges, bolt details and a comprehensive catalogue of media to help the user design joints, select materials and calculate installation values. Free download. App for Android and Apple also available.

KLINGERSIL® C-6327

Technical values

Excellent conformity with flanges at low surface load.
Swelling in oil and fuels.
Body gaskets for liquid and steams at lower pressures and temperatures and low bolt loads, e.g. transformer gaskets.

■ Basis

Aramid fibres and anorganic fibres bonded with SBR.

■ Dimensions

of the standard sheets

Sizes:

1,000 x 1,500 mm,
2,000 x 1,500 mm

Thicknesses:

0.5 mm, 1.0 mm, 1.5 mm

Tolerances:

Thickness acc. DIN 28091-1,
length \pm 50 mm, width \pm 50 mm.

Other thicknesses, sizes and tolerances on request.

■ Surfaces

KLINGERSIL® gasket materials are generally furnished with surfaces of low adhesion.

On request, graphite facings and other surface finishes on one or both sides are also available.

Typical values for thickness 2.0 mm

Compressibility ASTM F 36 J		%	25
Recovery ASTM F 36 J		%	45
Stress relaxation DIN 52913	50 MPa, 16 h/175°C	MPa	25
KLINGER cold/hot compression 50 MPa	thickness decrease at 23°C	%	20
	thickness decrease at 300°C	%	32
Tightness	DIN 28090-2	mg/s x m	0.02
Thickness increase after fluid immersion ASTM F 146	oil IRM 903: 5 h/150°C	%	45
	fuel B: 5 h/23°C	%	30
Density		g/cm ³	1.7
Average surface resistance	ρ_0	Ω	4.5x10E14
Average specific volume resistance	ρ_D	Ω cm	6.8x10E13
Average dielectric strength	E_d	kV/mm	13
Average power factor	50 Hz	tan δ	0.049
Average dielectric coefficient	50 Hz	ϵ_r	5.8

■ Function and durability

The performance and service life of KLINGER gaskets depend in large measure on proper storage and fitting, factors beyond the manufacturer's control. We can, however, vouch for the excellent quality of our products.

With this in mind, please also observe our installation instructions.

■ Tests and approvals

German Lloyd, AS4020 Water

Certified according to
DIN EN ISO 9001:2008

Subject to technical alterations.
Status: June 2017

Klinger Limited Australia
38 McDowell Street, Welshpool, WA6106
Phone 1300 798 279 – in Australia
Phone +61 (0)8 9251 1600
Fax +61 (0)8 9350 9286
e-mail: sales@klinger.com.au
<http://www.klinger.com.au>